

## Test Report

Date and time of reporting (dd/mm/yyyy) : 12 hour format	19/04/2021
Address of the referring facility/Hospital	CDM & PHO, ROURKELA
<b>SPECIMEN DETAILS</b>	
Date & Time of receipt of specimen at State VRDL, SCBMCH (dd/mm/yyyy)	18/04/2021
Condition of specimen received / Quality on arrival	Under cold chain
<b>REPORTING DETAILS</b>	

Sl. No.	Sample ID	Patient Name	Age	Sex	Specimen type	Date of sample testing	Result 2019-nCoV RTPCR
1	nCoV7L49485	DILIP KUMAR PRADHAN	23	M	NP. Swab	19/4/2021	NEGATIVE
2	nCoV7L49486	MUNI DEVI	33	F	NP. Swab	19/4/2021	NEGATIVE
3	nCoV7L49487	SALONI KUMARI	13	F	NP. Swab	19/4/2021	NEGATIVE
4	nCoV7L49488	SUPRABHA PANDA	42	F	NP. Swab	19/4/2021	NEGATIVE
5	nCoV7L49489	BRAJA BANDHU SAHOO	24	M	NP. Swab	19/4/2021	NEGATIVE
6	nCoV7L49490	UPENDRA SETHI	21	M	NP. Swab	19/4/2021	NEGATIVE
7	nCoV7L49491	SUBASH MOHANTY	33	M	NP. Swab	19/4/2021	NEGATIVE
8	nCoV7L49492	N RABINDRA SAHOO	31	M	NP. Swab	19/4/2021	NEGATIVE
9	nCoV7L49493	NARAYAN SAHOO	29	M	NP. Swab	19/4/2021	NEGATIVE
10	nCoV7L49494	CHITARANJAN BEHERA	53	M	NP. Swab	19/4/2021	NEGATIVE
11	nCoV7L49495	JAYANTI BEHERA	70	F	NP. Swab	19/4/2021	NEGATIVE
12	nCoV7L49496	A K JORDAR	50	M	NP. Swab	19/4/2021	NEGATIVE
13	nCoV7L49497	SANJUKTA BAG	31	F	NP. Swab	19/4/2021	NEGATIVE
14	nCoV7L49498	SAILASHREE BAG	12	F	NP. Swab	19/4/2021	NEGATIVE
15	nCoV7L49499	SUBASH PARIDA	44	M	NP. Swab	19/4/2021	NEGATIVE
16	nCoV7L49500	MERY MAXIMA TIRKEY	47	F	NP. Swab	19/4/2021	NEGATIVE
17	nCoV7L49517	RUKMAN KUMAR BEHERA	34	M	NP. Swab	19/4/2021	NEGATIVE

Prepared by

*Gagan Mishra*  
Research Scientist- VRDL  
S.C.B Medical College & Hospital  
Cuttack

Checked and Approved by

*Dm*  
PI, VRDL  
S.C.B Medical College & Hospital  
Cuttack

Note: The results relate only to the specimens tested and should be correlated with clinical findings.


## Interpretation guidance:-

- Please ensure and maintain the confidentiality of the test report.
- Testing of referred clinical specimens was considered on the basis of request/referral received from/through State Surveillance Officer (SSO) of concerned State Integrated Disease Surveillance Programme (IDSP) affirming requirements of the case definition/s.
- A single negative test result, particularly if this is from an upper respiratory tract specimen, does not exclude infection.\*
- Repeated sampling and testing of lower respiratory specimens is strongly recommended in severe or progressive disease. There repeats specimens may be considered after a gap of 2 – 4 days after the collection of the first specimen for additional testing.\*
- The sputum (if produced), endotracheal aspirate (ETA) or bronchoalveolar lavage (BAL) fluid would be appropriate for testing.\*
- A positive alternate pathogen does not necessarily rule out either, as little is yet known about the role of coinfections.
- Please note that these results are not to be used for any thesis or presentations or for publication in any journal without the prior permission of the Director, ICMR-National Institute of Virology, Pune

## Test Report

18	nCoV7L49518	ITISHREE JENA	30	F	NP. Swab	19/4/2021	NEGATIVE
19	nCoV7L49519	ADITYA SAHOO	26	M	NP. Swab	19/4/2021	NEGATIVE
20	nCoV7L49520	ASHIS BISOI	29	M	NP. Swab	19/4/2021	NEGATIVE
21	nCoV7L49541	G UMA	50	F	NP. Swab	19/4/2021	NEGATIVE
22	nCoV7L49542	G SRINIBASH RAW	28	M	NP. Swab	19/4/2021	NEGATIVE
23	nCoV7L49543	SITA BADAIAK	27	F	NP. Swab	19/4/2021	NEGATIVE
24	nCoV7L49544	BIJAY BADAIAK	12	M	NP. Swab	19/4/2021	NEGATIVE
25	nCoV7L49565	RAJU YADAV	45	M	NP. Swab	19/4/2021	NEGATIVE
26	nCoV7L49566	PRAMOD SAW	50	M	NP. Swab	19/4/2021	NEGATIVE
27	nCoV7L49567	SUSHIL KUMAR JAIN	62	M	NP. Swab	19/4/2021	NEGATIVE
28	nCoV7L49568	SANJAY KUMAR PRASAD	42	M	NP. Swab	19/4/2021	NEGATIVE
29	nCoV7L49589	GITANJALI BEHERA	42	F	NP. Swab	19/4/2021	NEGATIVE
30	nCoV7L49590	SANJAY KUMAR BEHURAY	47	M	NP. Swab	19/4/2021	NEGATIVE
31	nCoV7L49591	JOYDEV SAHA	55	M	NP. Swab	19/4/2021	NEGATIVE
32	nCoV7L49592	AMIT KUMAR SAHOO	26	M	NP. Swab	19/4/2021	NEGATIVE
33	nCoV7L49621	MAUSAMI SAMAL	39	F	NP. Swab	19/4/2021	NEGATIVE
34	nCoV7L49622	M TANVI	6	F	NP. Swab	19/4/2021	NEGATIVE
35	nCoV7L49623	RAJESWARI SAMAL	8	F	NP. Swab	19/4/2021	NEGATIVE
36	nCoV7L49624	KRISHNA MOHANA MAHAPATRA	43	M	NP. Swab	19/4/2021	NEGATIVE
37	nCoV7L49661	DEEPAK KUMAR NAYAK	47	M	NP. Swab	19/4/2021	NEGATIVE
38	nCoV7L49662	SK DANDIA	50	M	NP. Swab	19/4/2021	NEGATIVE
39	nCoV7L49663	SHREELATA ANIL KUMAR	50	F	NP. Swab	19/4/2021	NEGATIVE
40	nCoV7L49664	A B BHARGOVI	70	F	NP. Swab	19/4/2021	NEGATIVE
41	nCoV7L49681	PRABHLEEN KAUR	8	F	NP. Swab	19/4/2021	NEGATIVE

Prepared by

  
 Research Scientist- VRDL  
 S.C.B Medical College & Hospital  
 Cuttack

Checked and Approved by

  
 PI, VRDL  
 S.C.B Medical College & Hospital  
 Cuttack

Note: The results relate only to the specimens tested and should be correlated with clinical findings.

## Interpretation guidance:-

- Please ensure and maintain the confidentiality of the test report.
- Testing of referred clinical specimens was considered on the basis of request/referral received from/through State Surveillance Officer (SSO) of concerned State Integrated Disease Surveillance Programme (IDSP) affirming requirements of the case definition/s.
- A single negative test result, particularly if this is from an upper respiratory tract specimen, does not exclude infection.\*
- Repeated sampling and testing of lower respiratory specimens is strongly recommended in severe or progressive disease. There repeats specimens may be considered after a gap of 2 – 4 days after the collection of the first specimen for additional testing.\*
- The sputum (if produced), endotracheal aspirate (ETA) or bronchoalveolar lavage (BAL) fluid would be appropriate for testing.\*
- A positive alternate pathogen does not necessarily rule out either, as little is yet known about the role of coinfections.
- Please note that these results are not to be used for any thesis or presentations or for publication in any journal without the prior permission of the Director, ICMR-National Institute of Virology, Pune

## Test Report

42	nCoV7L49682	DEBADRITA SINHA	24	M	NP. Swab	19/4/2021	NEGATIVE
43	nCoV7L49683	TARUN KUMAR MISHRA	52	M	NP. Swab	19/4/2021	NEGATIVE
44	nCoV7L49684	S K ROSHAN	34	M	NP. Swab	19/4/2021	NEGATIVE
45	nCoV7L49713	JOHN TOPPO	29	M	NP. Swab	19/4/2021	NEGATIVE
46	nCoV7L49714	MANASI PANDABA	58	F	NP. Swab	19/4/2021	NEGATIVE
47	nCoV7L49715	DIPTI BARIK	41	F	NP. Swab	19/4/2021	NEGATIVE
48	nCoV7L49716	DURYADHAN CHHATRIA	42	M	NP. Swab	19/4/2021	NEGATIVE
49	nCoV7L49717	S K AGARWAL	59	M	NP. Swab	19/4/2021	NEGATIVE
50	nCoV7L49718	ANU AGARWAL	52	F	NP. Swab	19/4/2021	NEGATIVE
51	nCoV7L49719	MADHU AGARWAL	51	F	NP. Swab	19/4/2021	NEGATIVE
52	nCoV7L49720	BIJAYA LAXMI SINGH	47	F	NP. Swab	19/4/2021	NEGATIVE
53	nCoV7L49721	SALONI SINGH	15	F	NP. Swab	19/4/2021	NEGATIVE
54	nCoV7L49722	DEBASMITA TRIPATHI	32	F	NP. Swab	19/4/2021	NEGATIVE
55	nCoV7L49723	SILMATI EKKA	34	F	NP. Swab	19/4/2021	NEGATIVE
56	nCoV7L49724	SUMASMITA EKKA	35	F	NP. Swab	19/4/2021	NEGATIVE
57	nCoV7L49729	JYOTISH RAY	23	M	NP. Swab	19/4/2021	NEGATIVE
58	nCoV7L49730	ARJUN RAY	20	M	NP. Swab	19/4/2021	NEGATIVE
59	nCoV7L49731	BALBIR SINGH	27	M	NP. Swab	19/4/2021	NEGATIVE
60	nCoV7L49732	VIMLESH KUMAR	22	M	NP. Swab	19/4/2021	NEGATIVE
61	nCoV7L49737	SANTOSH SAA	52	M	NP. Swab	19/4/2021	NEGATIVE
62	nCoV7L49738	LAXMAN ORAM	24	M	NP. Swab	19/4/2021	NEGATIVE
63	nCoV7L49739	AKASH SUKLA	30	M	NP. Swab	19/4/2021	NEGATIVE
64	nCoV7L49740	OM PRAKASH BEHERA	11	M	NP. Swab	19/4/2021	NEGATIVE
65	nCoV7L49765	JITENDRA SINGH	36	M	NP. Swab	19/4/2021	NEGATIVE
66	nCoV7L49766	JOHN TIRKEY	37	M	NP. Swab	19/4/2021	NEGATIVE

Prepared by

*Gagan Mishra*  
Research Scientist - VRDL  
S.C.B Medical College & Hospital  
Cuttack

Checked and Approved by

*Dm*  
PI, VRDL  
S.C.B Medical College & Hospital  
Cuttack

Note: The results relate only to the specimens tested and should be correlated with clinical findings.


## Interpretation guidance:-

- Please ensure and maintain the confidentiality of the test report.
- Testing of referred clinical specimens was considered on the basis of request/referral received from/through State Surveillance Officer (SSO) of concerned State Integrated Disease Surveillance Programme (IDSP) affirming requirements of the case definition/s.
- A single negative test result, particularly if this is from an upper respiratory tract specimen, does not exclude infection.\*
- Repeated sampling and testing of lower respiratory specimens is strongly recommended in severe or progressive disease. Therepeated specimens may be considered after a gap of 2 – 4 days after the collection of the first specimen for additional testing.\*
- The sputum (if produced), endotracheal aspirate (ETA) or bronchoalveolar lavage (BAL) fluid would be appropriate for testing.\*
- A positive alternate pathogen does not necessarily rule out either, as little is yet known about the role of coinfections.
- Please note that these results are not to be used for any thesis or presentations or for publication in any journal without the prior permission of the Director, ICMR-National Institute of Virology, Pune

## Test Report

67	nCoV7L49767	DR. AMLAN JOYTI PATEL	34	M	NP. Swab	19/4/2021	NEGATIVE
68	nCoV7L49768	NIRASI BEHERA	80	F	NP. Swab	19/4/2021	NEGATIVE
69	nCoV7L49769	SADHNA SARKAR	50	F	NP. Swab	19/4/2021	NEGATIVE
70	nCoV7L49770	SHRIYA MUKHARJEE	20	F	NP. Swab	19/4/2021	NEGATIVE
71	nCoV7L49771	NAMITA PATEL	49	F	NP. Swab	19/4/2021	NEGATIVE
72	nCoV7L49772	ANJLINA SURIN	25	F	NP. Swab	19/4/2021	NEGATIVE
73	nCoV7L49785	NITYANANDA SATPATHY	40	M	NP. Swab	19/4/2021	NEGATIVE
74	nCoV7L49786	SASHI BHUSAN EKKA	35	M	NP. Swab	19/4/2021	NEGATIVE
75	nCoV7L49787	ARCHANA ASTHANA	49	F	NP. Swab	19/4/2021	NEGATIVE
76	nCoV7L49794	INDER DEV SINGH	48	M	NP. Swab	19/4/2021	NEGATIVE
77	nCoV7L49795	MITRABHANU DILLA	40	M	NP. Swab	19/4/2021	NEGATIVE
78	nCoV7L49796	PRATAP KUMAR DILLA	41	M	NP. Swab	19/4/2021	NEGATIVE
79	nCoV7L49803	KAMESWAR RAI	42	F	NP. Swab	19/4/2021	NEGATIVE
80	nCoV7L49804	MANOJ KUMAR PANDEY	39	M	NP. Swab	19/4/2021	NEGATIVE
81	nCoV7L49805	B K SINGH	39	M	NP. Swab	19/4/2021	NEGATIVE
82	nCoV7L49809	SUDARSHAN BHANDA	50	M	NP. Swab	19/4/2021	NEGATIVE
83	nCoV7L49810	PABITRA LAKRA	21	M	NP. Swab	19/4/2021	NEGATIVE
84	nCoV7L49811	SANJAY TIWARI	41	M	NP. Swab	19/4/2021	NEGATIVE
85	nCoV7L49815	SONALI DAS	23	F	NP. Swab	19/4/2021	NEGATIVE
86	nCoV7L49816	Dukhi Kishan	24	F	NP. Swab	19/4/2021	NEGATIVE
87	nCoV7L49817	Jayiguru Dandia	19	M	NP. Swab	19/4/2021	NEGATIVE
88	nCoV7L49824	Raibari Munda	40	F	NP. Swab	19/4/2021	NEGATIVE
89	nCoV7L49825	Kumari Dharua	64	F	NP. Swab	19/4/2021	NEGATIVE
90	nCoV7L49826	Priyambada jena	45	F	NP. Swab	19/4/2021	NEGATIVE
91	nCoV7L49827	Pramila Munda	35	F	NP. Swab	19/4/2021	NEGATIVE

Prepared by



Gayatri Mishra  
Research Scientist - VRDL  
S.C.B Medical College & Hospital  
Cuttack

Checked and Approved by



PI, VRDL  
S.C.B Medical College & Hospital  
Cuttack

Note: The results relate only to the specimens tested and should be correlated with clinical findings.


## Interpretation guidance:-

- Please ensure and maintain the confidentiality of the test report.
- Testing of referred clinical specimens was considered on the basis of request/referral received from/through State Surveillance Officer (SSO) of concerned State Integrated Disease Surveillance Programme (IDSP) affirming requirements of the case definition/s.
- A single negative test result, particularly if this is from an upper respiratory tract specimen, does not exclude infection.\*
- Repeated sampling and testing of lower respiratory specimens is strongly recommended in severe or progressive disease. There repeats specimens may be considered after a gap of 2 – 4 days after the collection of the first specimen for additional testing.\*
- The sputum (if produced), endotracheal aspirate (ETA) or bronchoalveolar lavage (BAL) fluid would be appropriate for testing.\*
- A positive alternate pathogen does not necessarily rule out either, as little is yet known about the role of coinfections.
- Please note that these results are not to be used for any thesis or presentations or for publication in any journal without the prior permission of the Director, ICMR-National Institute of Virology, Pune

## Test Report

92	nCoV7L49828	sabita Sahu	50	F	NP. Swab	19/4/2021	NEGATIVE
93	nCoV7L49829	Dr.Bholeswar Pradhan	45	M	NP. Swab	19/4/2021	NEGATIVE
94	nCoV7L49842	BUDHADEB KISAN	31	M	NP. Swab	19/4/2021	NEGATIVE
95	nCoV7L49843	JAYASINGH KIASHN	45	M	NP. Swab	19/4/2021	NEGATIVE
96	nCoV7L49844	KAMALA KISAN	30	F	NP. Swab	19/4/2021	NEGATIVE
97	nCoV7L49845	PRADIP KU KISAN	35	M	NP. Swab	19/4/2021	NEGATIVE
98	nCoV7L49846	TULABATI KISAHN	52	F	NP. Swab	19/4/2021	NEGATIVE
99	nCoV7L49847	DASAMATI KISAN	26	F	NP. Swab	19/4/2021	NEGATIVE
100	nCoV7L49848	GAGAN KISAN	45	M	NP. Swab	19/4/2021	NEGATIVE
101	nCoV7L49849	SAMBARI KISAN	42	F	NP. Swab	19/4/2021	NEGATIVE
102	nCoV7L49850	DURYODHAN KISAN	11	M	NP. Swab	19/4/2021	NEGATIVE
103	nCoV7L49851	BISHNU KISAN	12	M	NP. Swab	19/4/2021	NEGATIVE
104	nCoV7L49852	TUNI KISAN	23	F	NP. Swab	19/4/2021	NEGATIVE
105	nCoV7L49853	JOSOBANTA KISAN	13	M	NP. Swab	19/4/2021	NEGATIVE
106	nCoV7L49854	PAREMESWAR KISAN	12	M	NP. Swab	19/4/2021	NEGATIVE
107	nCoV7L49855	LALU KISAN	60	M	NP. Swab	19/4/2021	NEGATIVE
108	nCoV7L49856	HANSHI KISAN	35	F	NP. Swab	19/4/2021	NEGATIVE
109	nCoV7L49857	SARSWATI KISAN	61	M	NP. Swab	19/4/2021	NEGATIVE
110	nCoV7L49858	ANADI CH KISAN	51	F	NP. Swab	19/4/2021	NEGATIVE
111	nCoV7L49859	SASHMITA KISAN	19	F	NP. Swab	19/4/2021	NEGATIVE
112	nCoV7L49860	POOJA BEDI KISAN	18		NP. Swab	19/4/2021	NEGATIVE
113		SANYASI PARIDA	53	M	NP. Swab	19/4/2021	NO SAMPLE
114		RASHMI PARIDA	39	F	NP. Swab	19/4/2021	NO SAMPLE

Prepared by

  
 Research Scientist- VRDL  
 S.C.B Medical College & Hospital  
 Cuttack

Checked and Approved by

  
 PI, VRDL  
 S.C.B Medical College & Hospital  
 Cuttack

Note: The results relate only to the specimens tested and should be correlated with clinical findings.


**Interpretation guidance:-**

- Please ensure and maintain the confidentiality of the test report.
- Testing of referred clinical specimens was considered on the basis of request/referral received from/through State Surveillance Officer (SSO) of concerned State Integrated Disease Surveillance Programme (IDSP) affirming requirements of the case definition/s.
- A single negative test result, particularly if this is from an upper respiratory tract specimen, does not exclude infection.\*
- Repeated sampling and testing of lower respiratory specimens is strongly recommended in severe or progressive disease. There repeats specimens may be considered after a gap of 2 – 4 days after the collection of the first specimen for additional testing.\*
- The sputum (if produced), endotracheal aspirate (ETA) or bronchoalveolar lavage (BAL) fluid would be appropriate for testing.\*
- A positive alternate pathogen does not necessarily rule out either, as little is yet known about the role of coinfections.
- Please note that these results are not to be used for any thesis or presentations or for publication in any journal without the prior permission of the Director, ICMR-National Institute of Virology, Pune

## Test Report

115		SNEHA PARIDA	13	F	NP. Swab	19/4/2021	NO SAMPLE
116		SWAPNA PARIDA	32	F	NP. Swab	19/4/2021	NO SAMPLE
117		ADITYA DAS	5	M	NP. Swab	19/4/2021	NO SAMPLE
118		CHANDEA SEKHAR BHARGAVA	66	M	NP. Swab	19/4/2021	NO SAMPLE
119		ALKA BHARGAVA	62	F	NP. Swab	19/4/2021	NO SAMPLE
120		UTKARSH	34	M	NP. Swab	19/4/2021	NO SAMPLE
121		AISHWARIYA	32	F	NP. Swab	19/4/2021	NO SAMPLE
122		ARINA	6	F	NP. Swab	19/4/2021	NO SAMPLE
123		SARITA	54	F	NP. Swab	19/4/2021	NO SAMPLE
124		FULMATI	40	F	NP. Swab	19/4/2021	NO SAMPLE
125		ARATI	32	F	NP. Swab	19/4/2021	NO SAMPLE
126		SANJAY GADODIA	56	M	NP. Swab	19/4/2021	NO SAMPLE
127		SANDEEP KUMAR NAYAK	29	M	NP. Swab	19/4/2021	NO SAMPLE
128		SRADHANANDA RATH	56	M	NP. Swab	19/4/2021	NO SAMPLE

Prepared by



Gayatri Mishra  
Research Scientist- VRDL  
S.C.B Medical College & Hospital  
Cuttack

Checked and Approved by



PI, VRDL  
S.C.B Medical College & Hospital  
Cuttack

Note: The results relate only to the specimens tested and should be correlated with clinical findings.

## Interpretation guidance:-

- Please ensure and maintain the confidentiality of the test report.
- Testing of referred clinical specimens was considered on the basis of request/referral received from/through State Surveillance Officer (SSO) of concerned State Integrated Disease Surveillance Programme (IDSP) affirming requirements of the case definition/s.
- A single negative test result, particularly if this is from an upper respiratory tract specimen, does not exclude infection.\*
- Repeat sampling and testing of lower respiratory specimens is strongly recommended in severe or progressive disease. There repeat specimens may be considered after a gap of 2 – 4 days after the collection of the first specimen for additional testing.\*
- The sputum (if produced), endotracheal aspirate (ETA) or bronchoalveolar lavage (BAL) fluid would be appropriate for testing.\*
- A positive alternate pathogen does not necessarily rule out either, as little is yet known about the role of coinfections.
- Please note that these results are not to be used for any thesis or presentations or for Publication in any Journal without the prior permission of the Director, ICMR-National Institute of Virology, Pune